

P-W & SHW SERIES


SPRING DRIVEN WELDING HOSE REELS



COXREELS® P-W and SHW Series spring driven "Welding" hose reels are the ideal solution for managing bulky twin line welding hose. The P-W Series, like the P Series, is more compact in size and shares the reputation for long lasting performance. The SHW Series has a larger chassis and frame to accommodate longer lengths of welding hose and Coxreels' original Super Hub dual axle support system for increased stability during operation, less vibration and greater structural integrity.

P-W & SHW SERIES

Do not exceed listed hose O.D. to obtain maximum length.

HOSE						LESS HOSE		SIZE INDEX
MODEL	I.D.	FT.	PSI	APRX. LBS.		MODEL	APRX. LBS.	
OXYGEN-ACETYLENE		Hose supplied on reel is twin-siamese type meeting R.M.A. and C.G.A. type V.D. grade R specifications. Use of other types of hose is not recommended.						
P-W-125	1/4"	25	200	46	EZ-P-W-125	P-WL-125†	39	1
P-W-135	1/4"	35	200	48	-	P-WL-135†	40	1
P-W-140	1/4"	40	200	51	-	P-WL-140†	42	1
SHW-N-150	1/4"	50	200	64	EZ-SHW-150	SHWL-N-150†	52	2
SHW-N-160	1/4"	60	200	76	-	SHWL-N-160†	61	3
SHW-N-175	1/4"	75	200	80	EZ-SHW-175	SHWL-N-175†	63	3
SHW-N-1100	1/4"	100	200	84	EZ-SHW-1100	SHWL-N-1100	62	3
OTHER FUELS		Hose supplied on reel is twin-siamese type grade "T." Grade "T" reels and hoses are used for a wide variety of gases, such as MAPP, propane, natural and fuel.						
P-WT-125	1/4"	25	200	46	EZ-P-WT-125	P-WTL-125†	39	1
SHWT-N-150	1/4"	50	200	64	EZ-SHWT-150	SHWTL-N-150†	52	2
SHWT-N-175	1/4"	75	200	80	EZ-SHWT-175	SHWTL-N-175†	63	3
SHWT-N-1100	1/4"	100	200	84	EZ-SHWT-1100	SHWTL-N-1100	62	3

To order **EZ-Coil®** equipped models less hose, please add prefix "EZ-". Less hose models comes with inlet hose

REEL DIMENSIONS

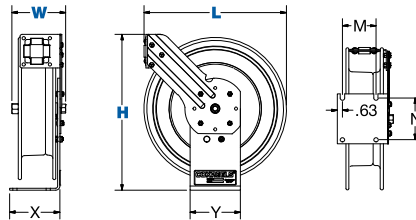
Technical Data Sheets Available On Website

SIZE INDEX	W	H	L	X	Y	M	N
1	8 1/2"	18 5/8"	17"	6"	6"	4"	5"
2	10 1/4"	21 1/4"	19 1/2"	6"	6"	4"	5"
3	10 1/4"	25 1/2"	24"	6"	6"	4"	5"

Overall Dimensions

Base

Mounting Pattern



P-W & SHW SERIES :: REEL SPECIFICATIONS



SWIVEL

- External fluid path with 90° full-flow dual ported brass swivel offering both connections from the same side of the reel
- Swivel lock bracket ensures maximum safety
- Swivel Seals: VITON®

DESIGN & STRUCTURE

- Designed for Oxy-Acetylene or "T" grade welding hose
- Single pedestal reel with space saving design facilitates workplace organization
- Guide arm adjusts to wall, floor & overhead positions
- Solid one piece, heavy gauge 1/4" steel base & support post for maximum stability
- 1" solid steel axle & lubricated precision bearings for smooth rotation
- Coxreels' exclusive Super Hub™ dual axle support system on models with size index #2 & #3

RETRACTION

Retraction speed up to 80% slower on models :: See page 7 for details

- **EZ-COIL®** factory tuned & matched cartridge-style spring motor
- Non corrosive stainless steel spring, pawl & zinc plated ratchet
- Multi-position non-sparking lock ratchet mechanism secures hose at desired length

SIGNATURE FEATURES

- Professional grade heavy duty steel construction
- Durable proprietary CPC™ powder coat process
- Rolled edges & ribbed discs provide strength & safety
- Leading 2-year manufacturer's limited warranty
- Made in the U.S.A. - Sold & Supported Worldwide

POSSIBLE FIELDS OF APPLICATION

- Manufacturing Plants
- Maintenance, Repair & Operations
- Welding / Service Trucks
- Welding Shops
- Garage Settings
- Automotive & Fleet Maintenance
- Pipelines
- Mining, Construction & Railroad Operations

ACCESSORIZE YOUR REEL :: PG 52

- O-Rings & Swivels
- Mounting Brackets
- Hoses
- Assorted Reel Accessories



WARNING: Cancer and reproductive Harm – See page 59 for more information – www.P65Warning.ca.gov

SIDE MOUNT WELDING HOSE REELS FOR CABINET MOUNT & WITH GUIDE ARM

SW & SGW SERIES

1/4" I.D.

COXREELS® SW Series "Side Mount" spring driven welding hose reels for cabinet mount & SGW Series spring driven welding hose reels with a multi-position guide arm, are compact, versatile and unique in the way they mount and operate. Ideal for tight spaces, the versatile SW Series and SGW Series, for oxy-acetylene and T Grade gas welding hose, feature a simple two-bolt mounting pattern for easy installation and detachment on any vertical flat surface. Common applications include service vehicles, tool benches, vertical walls and beams, vehicle lift systems, machine tools and more.

SW SERIES


*The table below only shows "Mount Right" models. To order "Mount Left" models replace "R" with "L".
EXAMPLE: Change the **SR17W-150** to **SL17W-150** Do not exceed listed hose O.D. to obtain maximum length.

HOSE					LESS HOSE		SIZE INDEX
MODEL	I.D.	FT.	PSI	APRX. LBS.	MODEL	APRX. LBS.	
OXYGEN-ACETYLENE Oxy-Acetylene is twin-siemese type meeting R.M.A. and C.G.A. type V.D. grade R specifications. Use of other types of hose is not recommended.							
SR17W-150	1/4"	50	200	38	SR17WL-150	26	1
SR19W-175	1/4"	75	200	53	SR19WL-175	36	2
OTHER FUELS Reels with "T Grade" hoses are used for a wide variety of gases, such as MAPP, propane, natural and fuel.							
SR17WT-150	1/4"	50	200	38	SR17WTL-150	26	1
SR19WT-175	1/4"	75	200	53	SR19WTL-175	36	2

Less hose SW Series models comes with inlet hose

SGW SERIES

Do not exceed listed hose O.D. to obtain maximum length.

HOSE						LESS HOSE		SIZE INDEX
MODEL	I.D.	FT.	PSI	APRX. LBS.		MODEL	APRX. LBS.	
OXYGEN-ACETYLENE Oxy-Acetylene is twin-siemese type meeting R.M.A. and C.G.A. type V.D. grade R specifications. Use of other types of hose is not recommended.								
SG17W-150	1/4"	50	200	59	EZ-SG17W-150	SG17WL-150	47	3
SG19W-175	1/4"	75	200	77	EZ-SG19W-175	SG19WL-175	60	4
OTHER FUELS Reels with "T Grade" hoses are used for a wide variety of gases, such as MAPP, propane, natural and fuel.								
SG17WT-150	1/4"	50	200	59	EZ-SG17WT-150	SG17WTL-150	47	3
SG19WT-175	1/4"	75	200	77	EZ-SG19WT-175	SG19WTL-175	60	4

To order **EZ-Coil®** equipped models less hose, please add prefix "EZ-". Less hose SGW Series models comes with inlet hose

REEL DIMENSIONS

Technical Data Sheets Available On Website

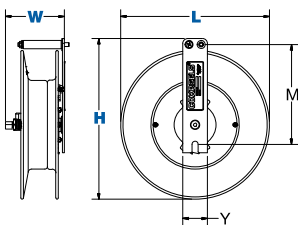
SIZE INDEX	W	H	L	Y	M
1	7 7/8"	18 1/4"	17"	2 1/2"	13"
2	9 1/2"	20 7/8"	19 1/2"	2 1/2"	14 1/4"
3	8 7/8"	19 1/2"	17"	2 1/2"	18"
4	10 1/2"	22"	19 1/2"	2 1/2"	20 1/2"

Overall Dimensions

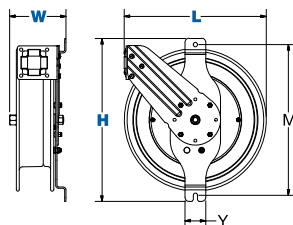
Base

Mounting Pattern


SW Series



SGW Series



SW Series



Reel Orientation:
Right Mount is shown with
mounting base on the right
side & hose payout from
the top of the reel

EZ-SGW Series

SW & SGW SERIES :: REEL SPECIFICATIONS

SWIVEL

- External fluid path with 90° full-flow dual ported brass swivel offering both connections from the same side of the reel
- Swivel Seals: VITON®

DESIGN & STRUCTURE

- Side mount design for vertical flat surface, cabinet or enclosed space mounts
- 2-bolt mounting pattern easily mounts & detaches for temporary or permanent installation
- Solid one piece, heavy gauge steel arm base for maximum stability
- 1" solid steel axle & lubricated precision bearings for smooth rotation
- (On SW Models only) Hose control bar prevents hose from slipping off the discs
- (On SGW Models only) Adjustable 6 position guide arm & roller assembly provide maximum hose control

RETRACTION

- Controlled retraction speed up to 80% slower on **EZ-Coil®** models :: See page 7 for details
- Enclosed factory tuned & matched cartridge-style spring motor
- Non corrosive stainless steel spring, pawl & zinc plated ratchet
- Multi-position lock ratchet mechanism secures hose at desired length.
- Non-locking, less ratchet option available (add suffix **-BXC**)

SIGNATURE FEATURES

- Professional grade heavy duty steel construction
- Durable proprietary CPC™ powder coat process
- Rolled edges & ribbed discs provide strength & safety
- Leading 2-year manufacturer's limited warranty
- Made in the U.S.A. - Sold & Supported Worldwide

POSSIBLE FIELDS OF APPLICATION

- Manufacturing Plants
- Maintenance, Repair & Operations
- Welding / Service Trucks
- Welding Shops
- Garage Settings
- Automotive & Fleet Maintenance
- Pipelines
- Mining, Construction & Railroad Operations

ACCESSORIZE YOUR REEL :: Pg 52

- O-Rings & Swivels
- Hoses
- Assorted Reel Accessories



WARNING: Cancer and reproductive Harm – See page 59 for more information – www.P65Warning.ca.gov



P-WC SERIES

SPRING DRIVEN WELDING CABLE REELS



COXREELS® P-WC Series spring driven "Welding Cable" reels protect and extend the life of your welding cable by neatly and conveniently storing it on a 25, 35 or 50 foot self-retracting welding cable reel. They are the solution for keeping your work area safe, organized and efficient.

P-WC SERIES

Caution: When using reel for extended periods of time unwind all cable to prevent heat build up.

CABLE						LESS CABLE		SIZE INDEX
MODEL	FT.	TYPE	VOLT.	AMPS.	APRX. LBS.	MODEL	APRX. LBS.	
WELDING CABLE REEL		Protect & extend the life of your welding cable while keeping your work area and vehicles clean & organized.						
P-WC13-3506	35	6GA	600	75	31	P-WC13L-3506	26	1
P-WC13-5006	50	6GA	600	75	35	P-WC13L-5006	28	1
P-WC13-3504	35	4GA	600	150	34	P-WC13L-3504	26	1
P-WC13-5004	50	4GA	600	150	39	P-WC13L-5004	28	1
P-WC13-3502	35	2GA	600	225	36	P-WC13L-3502	26	1
P-WC17-5002	50	2GA	600	225	56	P-WC17L-5002	42	2
P-WC13-2501	25	1GA	600	300	35	P-WC13L-2501	26	1
P-WC17-5001	50	1GA	600	300	60	P-WC17L-5001	42	2
P-WC13-2510	25	1/0	600	350	37	P-WC13L-2510	26	1
P-WC17-5010	50	1/0	600	350	64	P-WC17L-5010	42	2
P-WC17-3520	35	2/0	600	450	60	P-WC17L-3520	42	2
P-WC17-5020	50	2/0	600	450	68	P-WC17L-5020	42	2

P-WC SERIES :: REEL SPECIFICATIONS

SLIP RING

- External, easily accessible heavy gauge CPC™ powder coated steel components cover for simple slip ring routine maintenance
- Electrical current runs through a 450 AMP rated slip ring

DESIGN & STRUCTURE

- Designed for electrode & grounding lead applications (each lead requires an individual reel)
- Single pedestal reel with space saving design facilitates workplace organization
- Welding cable clamp available (see below)
- Guide arm adjusts to wall, floor, vehicle & overhead positions
- Solid one piece, heavy gauge 1/4" steel base & support post for maximum stability
- 1" solid steel axle & lubricated precision bearings for smooth rotation

RETRACTION

- Enclosed factory tuned & matched cartridge-style spring motor
- Non corrosive stainless steel spring, pawl & zinc plated ratchet
- Multi-position lock ratchet mechanism secures cable at desired length

SIGNATURE FEATURES

- Professional grade heavy duty steel construction
- Durable proprietary CPC™ powder coat process
- Rolled edges & ribbed discs provide strength & safety
- Leading 2-year manufacturer's limited warranty
- Made in the U.S.A. - Sold & Supported Worldwide

POSSIBLE FIELDS OF APPLICATION

- Manufacturing Plants & Facilities
- Maintenance, Repair & Operations
- Welding / Service Trucks
- Welding Shops
- Garage Settings
- Automotive & Fleet Maintenance
- Pipelines
- Mining, Construction & Railroad Operations
- Marine/Ship Building/ Offshore

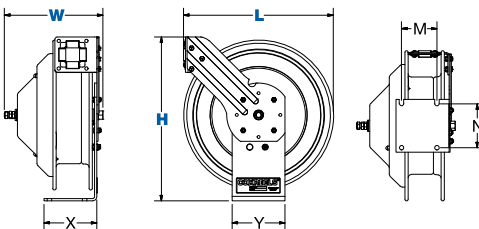
ACCESSORIZE YOUR REEL :: PG 52

- Mounting Brackets
- Assorted Reel Accessories

REEL DIMENSIONS

Technical Data Sheets Available On Website

SIZE INDEX	W	H	L	X	Y	M	N
1	8 1/2"	14 1/2"	13 3/4"	5"	6"	3"	5"
2	11"	18 1/4"	17 1/4"	6"	6"	4"	5"
Overall Dimensions				Base		Mounting Pattern	



COXREELS® ACCESSORY



Electrode Holder

Electrode holder features a six-position jaw pattern & has fully insulated, protected springs. # 7685



Grounding Clamp

300 Amp with solid copper jaws & fits cable ballpoint thru 3/0. #7688




WARNING: Cancer and reproductive Harm – See page 59 for more information – www.P65Warning.ca.gov

1/2" - 1" I.D.

100W & 1275W SERIES

LARGE CAPACITY WELDING REELS



1275W Series bevel hand crank

100W Series

COXREELS® 100W Series “Welding” hand crank hose reels are lightweight, compact and versatile. Save time and effort while increasing the safety of your work environment. The sturdy “U” shaped frame and all steel construction make this one tough little reel.

100W SERIES

HOSE					LESS HOSE		SIZE INDEX
MODEL	I.D.	FT.	PSI	APRX. LBS.	MODEL	APRX. LBS.	
OXYGEN-ACETYLENE Oxy-Acetylene welding hose with 9/16" – 18 UNF welding hose fittings.							
112W-1-50	1/4"	50	200	28	112WL-1-50	18	1
112W-1-100	1/4"	100	200	37	112WL-1-100	18	2
117W-1-200	1/4"	200	200	68	117WL-1-200	30	3
OTHER FUELS T Grade welding hose with 9/16" – 18 UNF welding hose fittings.							
112WT-1-50	1/4"	50	200	28	112WTL-1-50	18	1
112WT-1-100	1/4"	100	200	37	112WTL-1-100	18	2
117WT-1-200	1/4"	200	200	68	117WTL-1-200	30	3

100W & 1275W SERIES :: REEL SPECIFICATIONS

100W SWIVEL

- External 90° full-flow dual ported brass swivel offering both connections from the same side of the reel
- Swivel seals: VITON®

100W DESIGN & STRUCTURE

- Compact solid one piece, heavy gauge steel “U” shaped frame with open drum design
- Composite bearing for smooth rotation
- Adjustable tension brake to prevent “free-wheeling” during operation, transport or storage

100W RETRACTION

- Direct hand crank rewind

1275W SWIVEL

- Two machined from solid brass 90° full-flow 3/8" NPT swivel inlets (One on each side of the reel)
- Swivel Seal: VITON®

1275W DESIGN & STRUCTURE

- All welded steel “A” frame construction for superior reel structure
- Exclusive low profile outlet risers & open drum slot design for flat smooth hose wrap
- Permanently lubricated self-aligning pillow block bearings for trouble-free & smooth rotation

1275W RETRACTION

- Choice of motor or bevel gear hand crank

SIGNATURE FEATURES

- Professional grade heavy duty steel construction
- Durable proprietary CPC™ powder coat process
- Rolled edges & ribbed discs provide strength & safety
- Leading 2-year manufacturer's limited warranty
- Made in the U.S.A. - Sold & Supported Worldwide

POSSIBLE FIELDS OF APPLICATION

- Manufacturing Plants & Facilities
- Maintenance, Repair & Operations
- Welding / Service Trucks
- Welding Shops
- Automotive & Fleet Maintenance
- Garage Settings
- Pipelines
- Mining, Construction & Railroad Operations
- Marine/Ship Building/ Offshore

ACCESSORIZE YOUR REEL :: PG 52

- O-Rings & Swivels
- Hoses
- Roller Brackets
- Assorted Reel Accessories



WARNING: Cancer and reproductive Harm – See page 59 for more information – www.P65Warning.ca.gov

COXREELS® 1275W Series hand crank or motorized “Welding” hose reels are built to manage long lengths of bulky twin line welding hose. The direct bevel gear drive, low profile outlet riser and open drum slot design are features greatly appreciated by the regular user. Dual brass swivel inlets on each side of the reel assure full flow trouble free performance.

1275W SERIES

Oxy-Acetylene welding hose with 9/16" – 18 UNF welding hose fittings

HOSE					LESS HOSE		SIZE INDEX
MODEL	I.D.	FT.	PSI	APRX. LBS.	MODEL	APRX. LBS.	
OXYGEN-ACETYLENE							
Oxy-Acetylene welding hose with 9/16" – 18 UNF welding hose fittings.							
1275W-3-100-X	3/8"	100	200	73	1275WL-3-100-X	45	4
1275W-3-150-X	3/8"	150	200	90	1275WL-3-150-X	48	5
1275W-3-250-X	3/8"	250	200	126	1275WL-3-250-X	56	6
-	3/8"	350	200	-	1275WL-3-350-X	64	7
OTHER FUELS							
T Grade welding hose with 9/16" – 18 UNF welding hose fittings.							
1275WT-3-100-X	3/8"	100	200	73	-	-	4
1275WT-3-150-X	3/8"	150	200	90	-	-	5
1275WT-3-250-X	3/8"	250	200	126	-	-	6

- SUFFIX “X” OPTIONS

When ordering, substitute the “X” with selection below. NOTE: Add 5 lbs to ship weight if reel is crated.

SUFFIX	TYPE	DESCRIPTION	ADD ON APRX. LBS
A	AIR - 4 VANE	ALUMINUM BODY AIR MOTOR	8
C	FRONT HAND CRANK	BEVEL GEARED CRANK	3
H	HYDRAULIC	END PORTED 9/16-18 UNF	6

REEL DIMENSIONS

Technical Data Sheets Available On Website

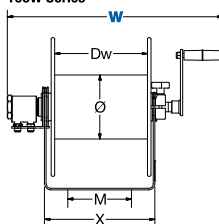
SIZE INDEX	W		H		L	X	Y		Ø	Dw
	CRANK	ELEC.	CRANK	ELEC.			CRANK	ELEC.		
1	15¼"	-	13"	-	12"	6"	6"	-	5½"	4½"
2	18¾"	-	13"	-	12"	9½"	6"	-	5½"	8"
3	18¼"	-	18"	-	17"	9½"	6"	-	5½"	8"
4	18⅞"	19⅞"	18⅝"	19⅞"	17⅝"	13⅜"	15⅜"	16"	6¼"	8"
5	22⅞"	23⅞"	18⅝"	19⅞"	17⅝"	17⅜"	15⅜"	16"	6¼"	12"
6	28⅞"	29⅞"	18⅝"	19⅞"	17⅝"	23⅜"	15⅜"	16"	6¼"	18"
7	34⅞"	35⅞"	18⅝"	19⅞"	17⅝"	29⅜"	15⅜"	16"	6¼"	24"

Overall Dimensions

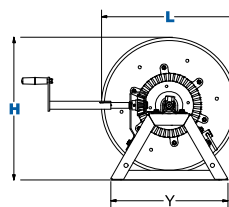
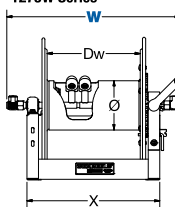
Base

Drum

100W Series



1275W Series



COXREELS® 100WCL Series compact hand crank cable reels are versatile and ideal for electrode and grounding lead applications. Save time and effort while increasing the safety of your work environment. The sturdy "U" shaped frame and all steel construction make this one tough little reel.

100WCL SERIES

- ALL REELS SUPPLIED LESS CABLE

LESS CABLE				SIZE INDEX
MODEL	GAUGE	FT	APRX. LBS.	
112WCL-6-20	#2/0	100	19	1
112WCL-6-10	#1/0	100	19	1
112WCL-6-01	#1	150	19	1
112WCL-6-02	#2	165	19	1

COXREELS® 1125WCL Series hand crank or motorized "Welding Cable" reels are great for grounding cable. Save time and effort as you extend the life of your expensive welding cable investment. All electrical components are set inside the drum offering a special narrow width. A stacking bracket is available to create a lead/ground combination in one organized unit.

1125WCL SERIES

- ALL REELS SUPPLIED LESS CABLE

LESS CABLE						SIZE INDEX
MODEL	CABLE TYPE & CAPACITY				APRX. LBS.	
	#2	#1	#1/0	#2/0		
1125WCL-6-X	300'	250'	200'	150'	38	2
1125WCL-12-X	600'	500'	400'	300'	45	3

- SUFFIX "X" OPTIONS

When ordering, substitute the "X" with selection below. NOTE: Add 5 lbs to ship weight if reel is crated.

SUFFIX	TYPE	DESCRIPTION	ADD ON APRX. LBS
A	AIR - 4 VANE	ALUMINUM BODY AIR MOTOR	8
C	HAND CRANK	STELL DIRECT CRANK	3
ED	12 V DC, 1/2 HP EXP.	EXPLOSION PROOF, REVERSIBLE	26
EB	24 V DC, 1/2 HP EXP.	EXPLOSION PROOF, REVERSIBLE	26
EA	115 V AC, 1/2 HP EXP.	EXPLOSION PROOF REVERSIBLE AC RECTIFIED	26
H	HYDRAULIC	END PORTED 9/16-18 UNF	6

REEL DIMENSIONS

Technical Data Sheets Available On Website

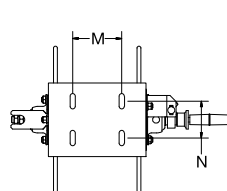
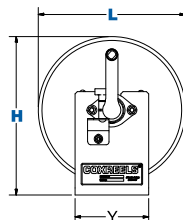
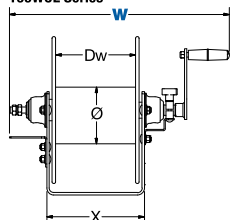
SIZE INDEX	W			H		L	X	Y		Ø	Dw
	CRANK	ELEC.	AIR / HYD.	CRANK	ELEC.			CRANK	ELEC.		
1	18"	-	-	13"	-	12"	8"	6"	-	5-1/2"	6-1/2"
2	18 3/4"	19 7/8"	17 1/4"	18 1/2"	19 1/8"	17 1/2"	11 3/8"	15 3/8"	16"	8-1/2"	6"
3	24 3/4"	25 7/8"	23 1/4"	18 1/2"	19 1/8"	17 1/2"	17 3/8"	15 3/8"	16"	8-1/2"	12"

Overall Dimensions

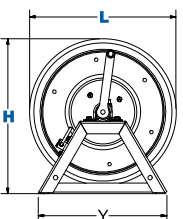
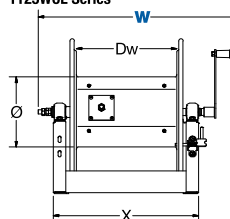
Base

Drum

100WCL Series



1125WCL Series



1125WCL Series

100WCL Series

100WCL & 1125WCL SERIES :: REEL SPECIFICATIONS

100WCL & 1125WCL SLIP-RING

- Drum-located slip ring assembly for simple routine maintenance
- Electrical current runs through a 450 AMP rated slip ring

100WCL DESIGN & STRUCTURE

- Solid one piece, heavy gauge steel "U" shaped frame with open drum design
- Bronze self-lubricated spherical bearings at each end designed for heavy duty applications
- Adjustable tension brake to prevent "free-wheeling" during operation, transport or storage

100WCL RETRACTION

- Direct hand crank rewind

1125WCL DESIGN & STRUCTURE

- Designed for electrode & grounding lead applications
- All welded steel "A" frame construction
- Narrow width for convenient installation in restricted spaces
- Permanently lubricated self-aligning pillow block bearings for trouble-free & smooth rotation
- Adjustable tension brake to prevent "free-wheeling" during operation
- Long-handled locking pin to secure reel from rotation during transport or storage

1125WCL RETRACTION

- Reliable direct gear drive on motor driven models
- Solid steel direct hand crank with smooth round handle
- See Motor Options Chart

SIGNATURE FEATURES

- Professional grade heavy duty steel construction
- Durable proprietary CPC™ powder coat process
- Rolled edges & ribbed discs provide strength & safety
- Leading 2-year manufacturer's limited warranty
- Made in the U.S.A. - Sold & Supported Worldwide

POSSIBLE FIELDS OF APPLICATION

- Manufacturing Plants
- Maintenance, Repair & Operations
- Welding / Service Trucks
- Welding Shops
- Pipelines
- Mining, Construction & Railroad Operations
- Marine/Ship Building/ Offshore

ACCESSORIZE YOUR REEL :: PG 52

- Stacking Brackets
- Assorted Reel Accessories
- Roller Bracket



WARNING: Cancer and reproductive Harm – See page 59 for more information – www.P65Warning.ca.gov